

Scaled data based on original data using
LM-79-08 Approved Method: Electrical and Photometric Measurements of Solid-
State Lighting Products

Test Report Prepared for

Cooper Lighting Solutions

(formerly Eaton)

Brand: STREETWORKS

Report Number: P598369

Luminaire Tested: **PMM-SA2C-835-U-5WQ**

Issue Date: 5/27/2021

Test Information

Test Method: LM-79-08
Report Number: P598369
TEST IS SCALED FROM IESNA LM-79-08 TEST DATA (G2-1910-543-4)
Test Lab: INNOVATIONS CENTER
Issue Date: 5/27/2021
Manufacturer: COOPER LIGHTING SOLUTIONS (FORMERLY EATON)
Product Line: STREETWORKS
Catalog Number: PMM-SA2C-835-U-5WQ
Description: MESA POST TOP DECORATIVE LUMINAIRE. (2) LIGHTSQUARES WITH 16 LEDS EACH AND TYPE V WIDE OPTICS.
Light Source: -
Ballast/Driver: ELECTRONIC DRIVER

Summary

Lumens per Lamp: N/A
Luminaire Lumens: 10910 lumens
Efficiency: N/A
Efficacy: 96.5 lumens/watt
Luminous Opening: Rectangular (W 0.5' x L: 1' x H: 0')
IES Classification: Type V - Short
BUG Rating: B4 - U0 - G2

Input Watts (W): 113
Input Voltage (V): NR
Input Current (Ain): NR
Voltage Rise (V): NR
Power Factor: NR
Total Harmonic Distortion (THDi): NR
Frequency (hertz): 60
Stabilization Time: NR
Operation Time: NR
Ambient Temperature (°C): NR
Test Distance: 28.75 FT

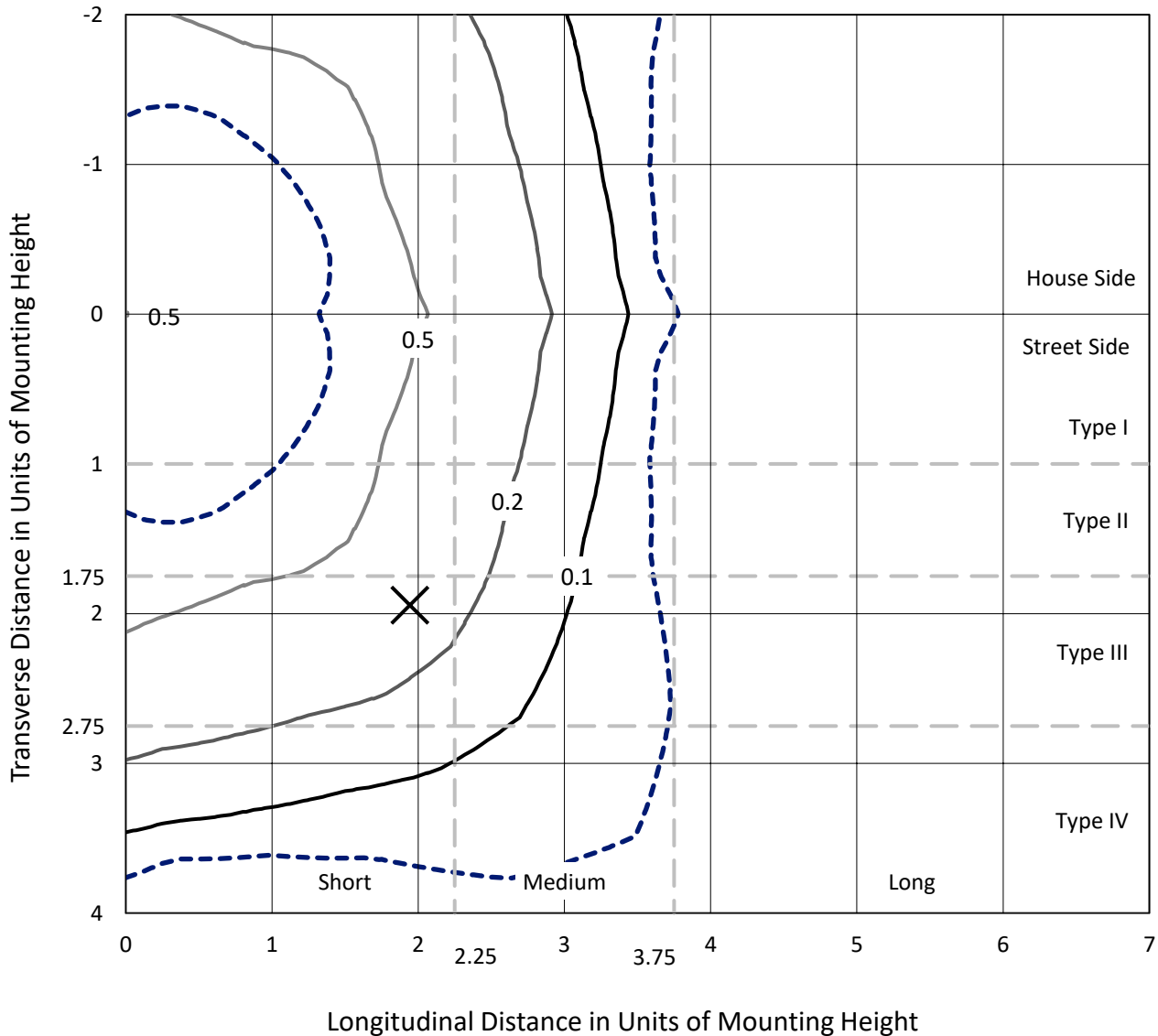


REPORT NUMBER: P598369

CATALOG NUMBER: PMM-SA2C-835-U-5WQ

Iso-Footcandle Lines of Horizontal Illumination

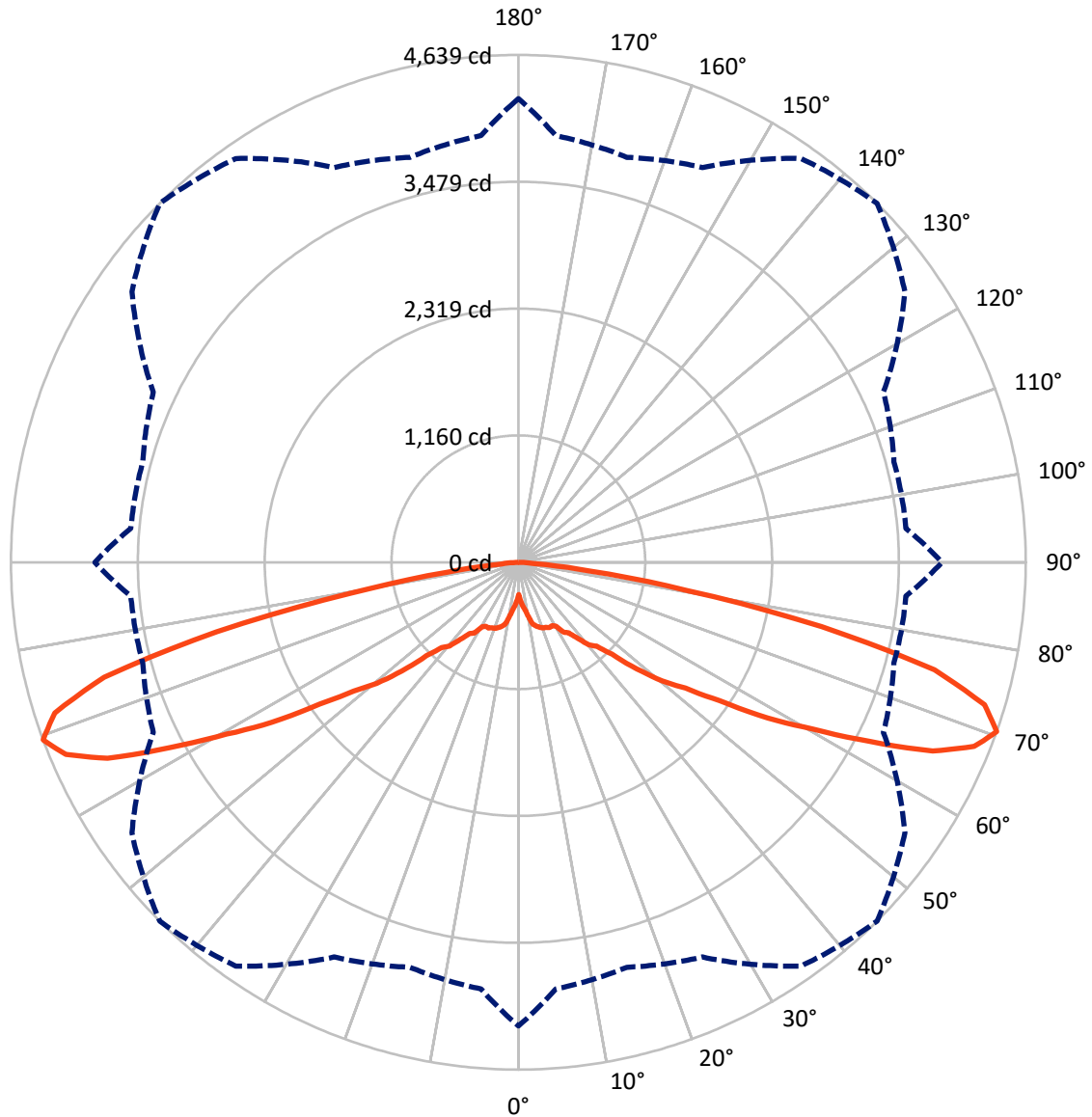
✕ Max cd
 - - - 1/2 Max cd



Based on 25 foot mounting height. Maximum calculated value = 0.9 fc
 Type V - Short - N/A

REPORT NUMBER: P598369
CATALOG NUMBER: PMM-SA2C-835-U-5WQ

Luminous Intensity Polar Plot



— Vertical Plane Through 45-Deg Lateral - - - Horizontal Cone Through 70-Deg Vertical

REPORT NUMBER: P598369

CATALOG NUMBER: PMM-SA2C-835-U-5WQ

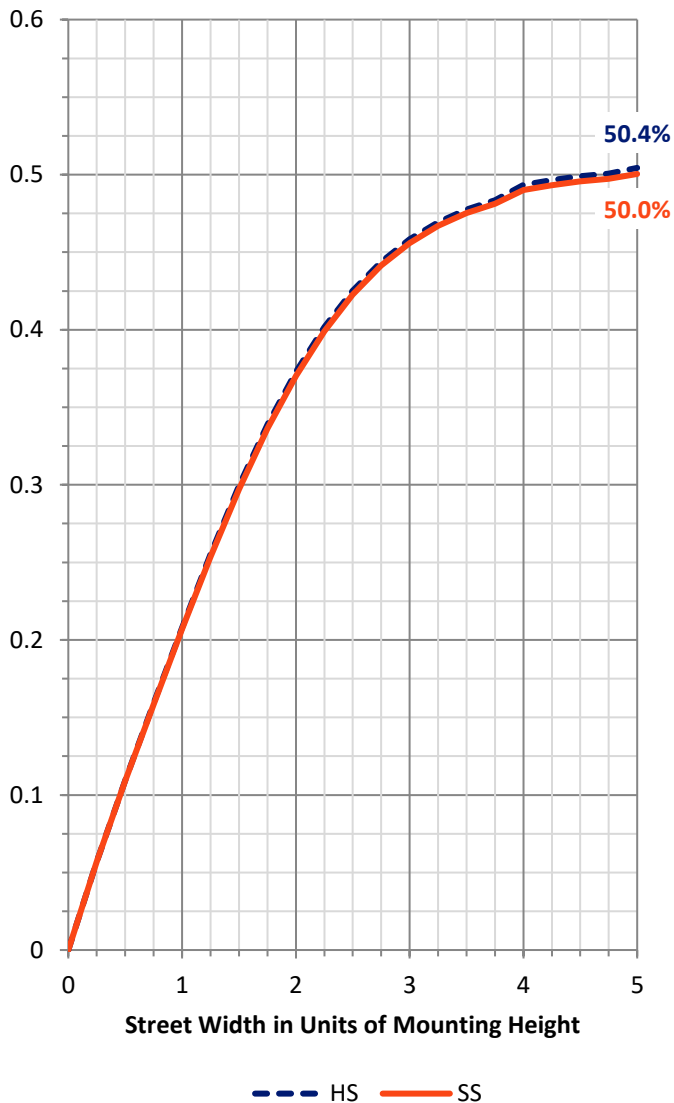
FLUX DISTRIBUTION:

		Downward	Upward	Total
House Side	Lumens	5455.0	0.0	5455.0
	% Fixture	50.0	0.0	50.0
Street Side	Lumens	5455.0	0.0	5455.0
	% Fixture	50.0	0.0	50.0
Total	Lumens	10910.0	0.0	10910.0
	% Fixture	100.0	0.0	100.0

Coefficient of Utilization

ZONAL LUMENS:

Zone	Lumens	% Fixture
0°-10°	42.9	0.4
10°-20°	171.7	1.6
20°-30°	324.7	3.0
30°-40°	565.6	5.2
40°-50°	1081.2	9.9
50°-60°	2096.5	19.2
60°-70°	3671.0	33.6
70°-80°	2759.0	25.3
80°-90°	197.4	1.8
90°-100°	0.0	0.0
100°-110°	0.0	0.0
110°-120°	0.0	0.0
120°-130°	0.0	0.0
130°-140°	0.0	0.0
140°-150°	0.0	0.0
150°-160°	0.0	0.0
160°-170°	0.0	0.0
170°-180°	0.0	0.0
0°-90°	10910.0	100.0
0°-180°	10910.0	100.0



REPORT NUMBER: P598369

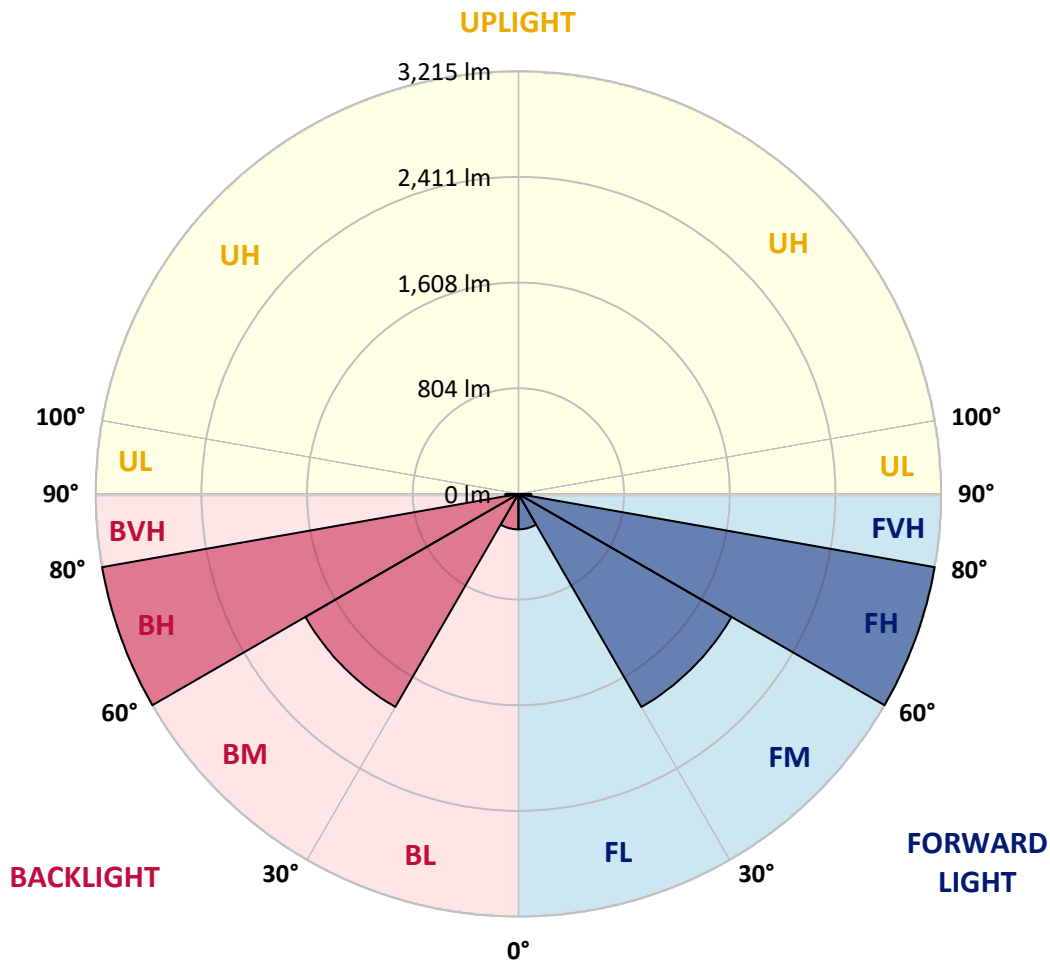
CATALOG NUMBER: PMM-SA2C-835-U-5WQ

LUMINAIRE CLASSIFICATION SYSTEM LUMEN TABLE AND BUG RATING:

Zone	Lumens	% Fixture	Zone Rating/Lumen Limit		
			B	U	G
FL (0°-30°)	269.7	2.5			
FM (30°-60°)	1871.6	17.2			
FH (60°-80°)	3215.0	29.5			G2/5000
FVH (80°-90°)	98.7	0.9			G1/100
BL (0°-30°)	269.7	2.5	B1/500		
BM (30°-60°)	1871.6	17.2	B2/2500		
BH (60°-80°)	3215.0	29.5	B4/5000		G2/5000
BVH (80°-90°)	98.7	0.9			G1/100
UL (90°-100°)	0.0	0.0		U0/0	
UH (100°-180°)	0.0	0.0		U0/0	

BUG Rating: B4-U0-G2

Type V Short





REPORT NUMBER: P598369
 CATALOG NUMBER: PMM-SA2C-835-U-5WQ

CANDELA DISTRIBUTION (FULL):

	0°	5°	15°	25°	35°	45°	55°	65°	75°	85°	90°
0°	295.0	295.0	295.0	295.0	295.0	295.0	295.0	295.0	295.0	295.0	295.0
2.5°	358.9	353.4	336.1	336.9	344.9	345.8	346.6	336.1	333.5	355.1	356.4
5°	455.8	443.1	430.4	425.4	417.7	396.6	419.9	422.4	427.5	444.0	451.6
7.5°	520.6	504.9	487.6	477.0	456.3	438.9	457.9	473.6	483.8	502.4	513.0
10°	532.9	523.5	522.7	504.1	500.3	506.6	505.3	505.8	521.0	521.4	527.8
12.5°	571.4	578.1	565.0	558.7	562.5	578.1	565.4	559.9	563.8	581.1	573.9
15°	621.7	629.8	609.9	599.7	589.6	604.4	591.3	601.0	613.3	626.0	619.6
17.5°	677.6	678.0	650.9	613.3	622.2	624.3	619.6	611.6	646.7	677.2	674.2
20°	708.1	707.7	661.1	609.9	636.1	640.8	636.6	609.0	661.9	703.8	702.6
22.5°	739.4	730.1	674.2	632.7	642.5	646.3	636.6	634.0	674.2	732.6	732.2
25°	756.3	764.4	703.0	677.2	669.1	660.3	668.7	673.0	711.5	768.6	752.1
27.5°	809.2	796.1	711.5	708.9	692.0	656.9	686.1	706.8	708.9	801.2	818.1
30°	857.1	862.1	749.6	753.4	722.5	678.0	723.3	756.3	762.7	863.0	861.3
32.5°	907.9	910.0	817.3	777.9	764.8	763.1	745.7	774.5	824.5	904.9	908.3
35°	984.9	1002.2	877.8	824.9	808.4	791.5	806.7	832.5	879.1	999.7	991.2
37.5°	1161.4	1133.9	1009.4	899.8	888.8	882.0	894.3	912.9	1008.2	1136.8	1176.2
40°	1284.5	1271.4	1102.1	1023.8	954.4	990.8	962.0	1034.0	1112.7	1272.3	1297.7
42.5°	1475.4	1417.0	1243.1	1146.1	1074.2	1048.4	1064.4	1158.4	1258.7	1436.5	1486.4
45°	1658.7	1568.5	1419.5	1334.1	1224.9	1197.8	1219.4	1329.8	1445.8	1586.3	1674.3
47.5°	1845.8	1752.6	1588.8	1465.3	1376.0	1456.8	1386.1	1491.1	1606.6	1770.0	1848.3
50°	2040.0	1936.7	1775.1	1640.5	1632.9	1704.4	1619.7	1673.5	1780.6	1949.9	2042.1
52.5°	2263.1	2151.8	1990.1	1899.1	1916.9	1912.2	1895.3	1885.5	1990.9	2157.3	2266.9
55°	2528.4	2408.2	2279.1	2237.2	2286.3	2233.4	2258.4	2255.0	2270.3	2389.2	2517.4
57.5°	2849.3	2713.4	2583.9	2574.6	2637.6	2687.6	2643.1	2579.2	2552.6	2668.1	2815.0
60°	3253.4	3086.7	2944.5	2915.3	3095.2	3094.7	3054.5	2911.5	2901.3	3032.1	3209.0
62.5°	3700.0	3496.8	3341.5	3294.9	3576.8	3608.5	3483.3	3226.8	3279.3	3384.7	3594.6
65°	4079.2	3835.0	3690.2	3677.5	4022.1	4162.1	3885.3	3534.5	3551.4	3639.0	3866.3
67.5°	4326.4	4032.2	3917.1	3978.5	4406.8	4494.4	4237.1	3740.2	3680.1	3716.5	3988.2
70°	4239.6	3916.2	3833.3	3982.3	4506.2	4638.7	4312.8	3682.6	3554.8	3556.5	3872.2
72.5°	3582.3	3274.6	3314.0	3587.4	4270.9	4456.7	3962.4	3326.2	3064.7	3058.3	3344.9
75°	2368.9	2163.2	2318.5	2744.7	3550.6	3930.6	3283.1	2607.2	2279.1	2172.5	2393.8
77.5°	1036.1	1009.9	1140.6	1622.3	2420.5	2832.7	2351.9	1703.1	1239.7	1031.0	1126.2
80°	277.6	271.7	341.1	615.4	1178.3	1560.1	1272.7	679.3	354.7	258.2	273.8
82.5°	101.2	103.7	126.5	172.3	388.1	656.9	422.8	198.5	134.2	110.0	110.0
85°	44.0	42.7	61.4	69.0	105.8	148.6	121.5	84.2	67.7	50.8	48.7
87.5°	11.9	14.8	20.7	21.6	27.5	22.4	32.2	29.6	25.4	17.8	14.4
90°	0.0	0.0	0.0	0.0	0.0	0.0	0.0	0.0	0.0	0.0	0.0

(END OF REPORT)